



info@awrifyaudio.com | www.awrifyaudio.com

Awrify audio

ENGINEERED IN DENMARK

www.awrifyaudio.com

CONTENTS

05	The World Of Awrify Audio
07	The Pursuit Of Beautiful Sound
09	Powerful Home Audio Performance
10	DesignYour Perfect Audio Environment
12	Choose Your Signature Look
14	Fully Customized Aesthetics
16	Products Applications
28	Line Array Series
30	In Wall Speaker
31	Center Speaker
32	On Wall Speaker
33	Subwoofer Series





Welcome to Awrify Audio *"Crafting Clarity in Every Note."*

AWRIFY AUDIO is known for its dedication to innovation and quality in the professional audio industry. Our brand is committed to develop Precision-tuned products and Sleek, modern design.

At Awrify Audio, our mission is simple:

To deliver immersive, high-fidelity audio experiences that stir your soul and elevate your everyday moments. From crisp highs to deep bass, we don't just make speakers or Loudspeakers we design experiences.

Whether you're working, chilling, or celebrating, our products are built to bring your world to life through sound.

THE WORLD OF AWRIFY

Who We Are

We're a team of passionate engineers, designers, and music lovers who believe great audio can change how you feel, work, and connect.

Engineered in Denmark. proudly crafted with a blend of innovation, design, and soul.

Why Choose Us?

- Precision-tuned products
- Sleek, modern design
- Tested for real-life performance
- Made for people who care about sound



THE PURSUIT OF BEAUTIFUL SOUND

As a Mission Statement Opening

our mission is rooted in the relentless pursuit of beautiful sound. That pursuit leads us to focus on what others often overlook—the smallest components with the biggest impact.

That's why we've built our systems around the highest quality small drivers, engineered to reproduce sound with extraordinary clarity, speed, and emotion.

Small in size. Massive in impact.

Our drivers deliver immersive soundscapes that rival much larger systems—without sacrificing space, style, or sonic integrity.

We use the highest quality small drivers, engineered for astonishing clarity, speed, and realism. Why? Because we believe great sound isn't about volume—it's about precision. Every frequency, every transient, every breath of a performance deserves to be heard as it truly is.

Our compact audio systems deliver expansive sound without compromise, proving that size doesn't limit performance—it refines it.

Why Small Drivers?

Unmatched Accuracy – Faster response and less distortion for purer sound.

Natural Tonality – Hear vocals and instruments as they were meant to be heard.

Compact Power – Beautifully designed systems that fit anywhere and fill everywhere.

*“Powerfully Precise,
Effortlessly Immersive.”*

POWERFUL HOME AUDIO PERFORMANCE

To evaluate whether a speaker can deliver the desired performance, we assess its Sound Pressure Level (SPL) in a half-space environment, the required amplification, and its sensitivity. Sensitivity refers to how efficiently a speaker transforms amplifier power into acoustic output — essentially, how effectively it conveys dynamic range to the listener with a given amount of power.

Awrify Audio stands out in the industry for its exceptional SPL per watt performance, thanks to the high sensitivity of its loudspeakers. This efficiency means you can reach reference-level dynamic range with significantly lower amplifier power.

Awrify Audio speakers offer remarkably high output, making them ideal for even the most challenging system designs. Most models in the Awrify Audio array speaker range meet and exceed the rigorous Dolby Atmos standards (105 dB continuous SPL for speakers and 115 dB for subwoofers at the reference listening point).

With their advanced line source array technology, Awrify Audio has engineered speakers that deliver a clear and open sound typically found in high-fidelity, point-source designs. At the same time, they maintain the high sensitivity and SPL often associated with compression-horn systems.

Awrify Audio speakers are built for the most demanding applications. Their consistent tonal quality across the range ensures you can select the right speaker to match the throw distance and meet any system requirement.

“Our speakers follow a modular design approach, making them fully scalable-Whether you choose the most compact model or the largest one, you’ll experience consistent sound quality and tonal balance across the entire range.”


Design Your Perfect Audio Environment

Awrify Audio offers a versatile and comprehensive range of loudspeakers, ensuring the ideal setup can be tailored to suit any application.

We take pride in delivering custom solutions that create an exceptional sound experience for any environment—whether it’s a compact room or a large open space, residential or commercial.

Our speakers are designed using a modular format, allowing for complete scalability. From the smallest to the largest model, you’ll experience consistent tonal quality and performance throughout the range.

Whether you’re setting up a home music system, building a dedicated home theater, or equipping a commercial venue, Awrify Audio has the perfect solution to meet your needs.





Choose Your Signature Look

Awrify Audio offers a truly unique canvas, empowering you to express your personal style through sound. While we've perfected the elegant design and high-performance audio, the final look is entirely up to you.

With just a few simple choices, you can customize your speakers to perfectly match your interior. Select from a wide range of RAL colours for the cabinet, opt for a coordinating screen, or even feature custom artwork—whether from our curated gallery or your own creations.

All of our customizable speakers come in classic black or white as standard, with matching screens that are easily interchangeable thanks to a magnetic mounting system.



Fully Customized Aesthetics



CHOOSE A CABINET COLOUR & FINISH

Select from a wide range of RAL colours to suit your style. Our standard colour options are classic black or white, finished in a smooth satin texture.

CHOOSE A SCREEN COLOUR


Crafted from solid steel and finished with a luxurious PVD coating, our speaker plates fuse strength and elegance — delivering both lasting performance and elevated design.



CHOOSE A SCREEN PRINTED ARTWORK

If you're looking to make a bold statement with your audio, we offer a unique customization option: print any digital image directly into your speaker screen. Choose from our diverse gallery, or provide your own favorite image to truly personalize your sound experience.










“Where Comfort Meets
Crystal Clear Audio.”






*"Raise the Bar
on Sound."*



“Where Audio Becomes Emotion.”







LINE ARRAY SERIES

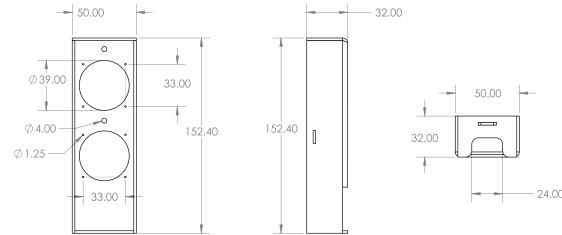
Line Array Series is ultra compact and silk line array Passive speaker, its comprised with two 1" neodymium magnet transducers each. its Great Durability, high-performance audio solution designed to integrate seamlessly with any modern TV.

it delivers exceptional audio clarity for music and movies. ultra-durable speaker crafted entirely from 17-4 PH stainless steel.

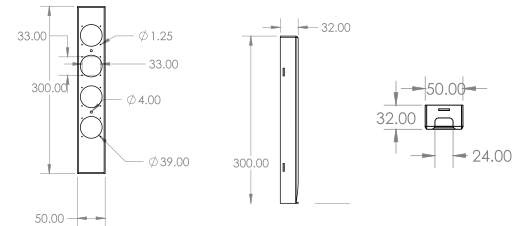
Optimised for use with smaller streaming amplifiers such as Wiim, Bluesound, fosi audio and Sonos.



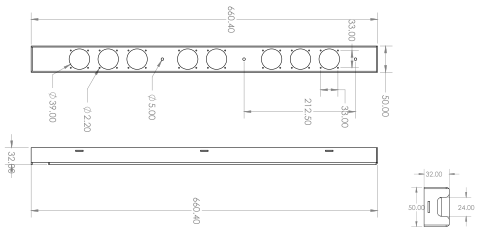
- Type: Line array
 - Transducers: 2 x 1.5" neodymium magnet 35 mm
 - Frequency Response: 120 Hz- 20 kHz
 - Max SPL: 108 dB
 - Rated Power: 40 W
 - Coverage: V. 40° | H. 140°
 - Connectors: 4PIN euro block connector (included)
 - Nominal Impedance: 8 Ω
-
- Dimensions (W X H X D): 50 x 150 x 35 mm (1.96 x 6.00 x 1.38 in)
 - Weight: 0.420 kg
 - Material: 17-4 PH SS (Aerospace Grade Stainless steel)
 - Colors: Black, Bronze, Champien gold, Rese Gold, Custom RAL
 - Finishes: Physical Vapor Polished Coating



- Type: Line array
 - Transducers: 4 x 1.5" neodymium magnet 35 mm
 - Frequency Response: 150 Hz- 18 kHz
 - Max SPL: 108 dB
 - Rated Power: 80 W
 - Coverage: V. 25° | H. 140°
 - Connectors: 4PIN euro block connector (included)
 - Nominal Impedance: 4 Ω
-
- Dimensions (W X H X D): 50 x 299 x 35 mm (1.96 x 11.80 x 1.38 in)
 - Weight: 0.810 kg
 - Material: 17-4 PH SS (Aerospace Grade Stainless steel)
 - Colors: Black, Bronze, Champien gold, Rese Gold, Custom RAL
 - Finishes: Physical Vapor Polished Coating



- Type: Line array
 - Transducers: 8 x 1.5" neodymium magnet 35 mm
 - Frequency Response: 150 Hz- 18 kHz
 - Max SPL: 114 dB
 - Rated Power: 160 W
 - Coverage: V. 10° | H. 140°
 - Connectors: 4PIN euro block connector (included)
 - Nominal Impedance: 4 Ω
-
- Dimensions (W X H X D): 50 x 659 x 35 mm (1.96 x 25.90 x 1.38 in)
 - Weight: 0.810 kg
 - Material: 17-4 PH SS (Aerospace Grade Stainless steel)
 - Colors: Black, Bronze, Champien gold, Rese Gold, Custom RAL
 - Finishes: Physical Vapor Polished Coating



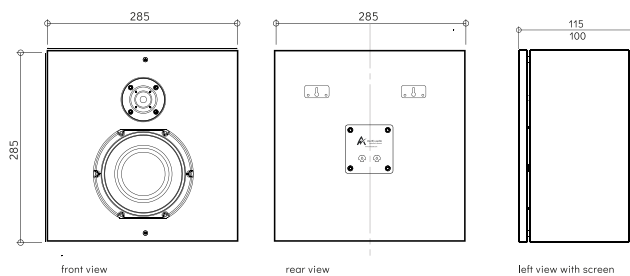


IN WALL SPEAKER



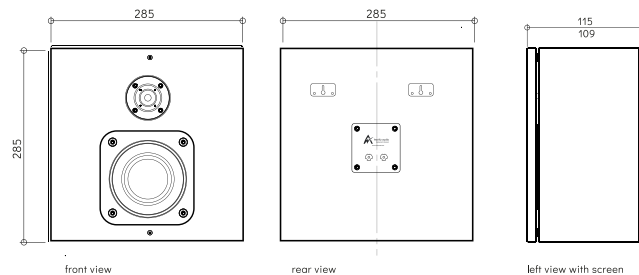
- Type: in wall speaker
- Transducers: 5.25" Driver + 25mm Dome Twitter
- Frequency Response: 50 Hz- 20 kHz
- Max SPL: 95 dB
- Rated Power: 80W/160W
- Connectors: 2PIN euro block connector (included)
- Nominal Impedance: 8 Ω

-
- Dimensions (W X H X D): 285 x 285 x 100 mm
 - Weight: 3.800 kg
 - Material: Fine Waterproof MDF
 - Colors: Black, White Custom RAL



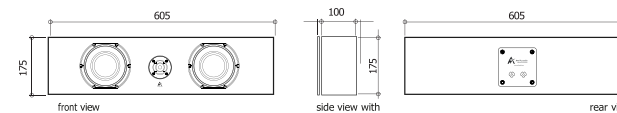
- Type: in wall speaker
- Transducers: 6" Driver + 35mm Dome Twitter
- Frequency Response: 50 Hz- 20 kHz
- Max SPL: 95 dB
- Rated Power: 90W/180W
- Connectors: 2PIN euro block connector (included)
- Nominal Impedance: 180W @8 Ω

-
- Dimensions (W X H X D): 285 x 285 x 109 mm
 - Weight: 3.400 kg
 - Material: Fine Waterproof MDF
 - Colors: Black, White Custom RAL



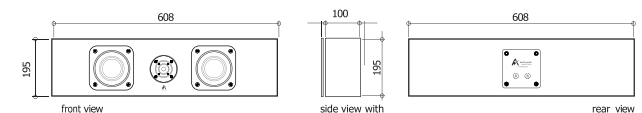
- Type: in wall Center speaker
- Transducers: 2*5.25" Driver + 25mm Dome Twitter
- Frequency Response: 50 Hz- 20 KHz
- Max SPL: 95 dB
- Rated Power: 140W/280W
- Connectors: 2PIN euro block connector (included)
- Nominal Impedance: 20W @4 Ω

-
- Dimensions (W X H X D): 605 x 175 x 100 mm
 - Weight: 5.100 kg
 - Material: Fine Waterproof MDF
 - Colors: Black, White Custom RAL



- Type: in wall Center speaker
- Transducers: 2*6" Driver + 35mm Dome Twitter
- Frequency Response: 50 Hz- 20 KHz
- Max SPL: 95 dB
- Rated Power: 160W/320W
- Connectors: 2PIN Banana Plug (included)
- Nominal Impedance: 320W @4 Ω

-
- Dimensions (W X H X D): 608 x 195 x 100 mm
 - Weight: 3.800 kg
 - Material: Fine Waterproof MDF
 - Colors: Black, White Custom RAL



IN WALL CENTER SPEAKER

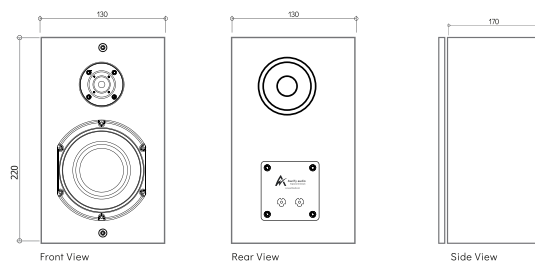


ON WALL SPEAKER



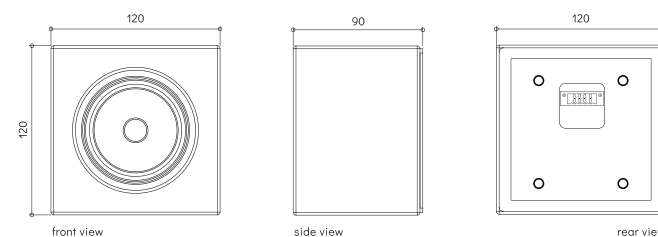
- ▶ Type: Bookshelf speaker
- ▶ Transducers: 4" Driver + 25mm Dome Twitter
- ▶ Frequency Response: 60 Hz- 20 kHz
- ▶ Max SPL: 85 dB
- ▶ Rated Power: 50W/100W
- ▶ Connectors: 2PIN Banana Plug (included)
- ▶ Nominal Impedance: 100W @8Ω

-
- ▶ Dimensions (W X H X D): 130 x 220 x 170 mm
 - ▶ Weight: 2.200 kg
 - ▶ Material: Fine Waterproof MDF
 - ▶ Colors: Black, White Custom RAL



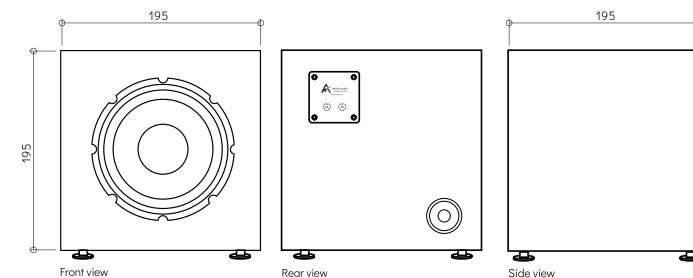
- ▶ Type: On wall Speaker
- ▶ Transducers: 3" Full range Driver
- ▶ Frequency Response: 100 Hz- 20 KHz
- ▶ Max SPL: 88 dB
- ▶ Rated Power: 30W/60W
- ▶ Connectors: 2PIN Banana Plug (included)
- ▶ Nominal Impedance: 60W @4Ω

-
- ▶ Dimensions (W X H X D): 120 x 120 x 90 mm
 - ▶ Weight: 0.700 kg
 - ▶ Material: Fine Waterproof MDF
 - ▶ Colors: Black, White Custom RAL



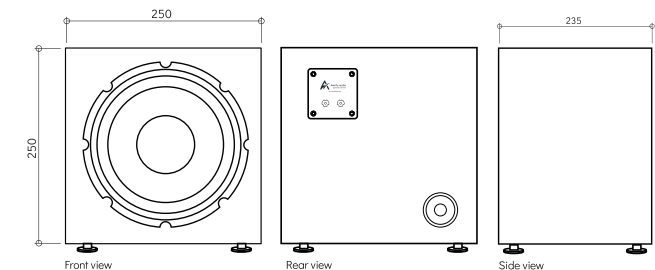
- ▶ Type: Passive Subwoofer
- ▶ Transducers: 8" Driver
- ▶ Frequency Response: 35 Hz- 120 KHz
- ▶ Max SPL: 108 dB
- ▶ Rated Power: 150W/300W
- ▶ Connectors: 2PIN Banana Plug (included)
- ▶ Nominal Impedance: 300W @4Ω

-
- ▶ Dimensions (W X H X D): 195 x 195 x 195 mm
 - ▶ Weight: 7.200 kg
 - ▶ Material: Fine Waterproof MDF
 - ▶ Colors: Black, White Custom RAL



- ▶ Type: Passive Subwoofer
- ▶ Transducers: 10" Driver
- ▶ Frequency Response: 35 Hz- 120 KHz
- ▶ Max SPL: 115 dB
- ▶ Rated Power: 200W/400W
- ▶ Connectors: 2PIN Banana Plug (included)
- ▶ Nominal Impedance: 400W @4Ω

-
- ▶ Dimensions (W X H X D): 250 x 250 x 235 mm
 - ▶ Weight: 12.300 kg
 - ▶ Material: Fine Waterproof MDF
 - ▶ Colors: Black, White Custom RAL



SUBWOOFER SERIES

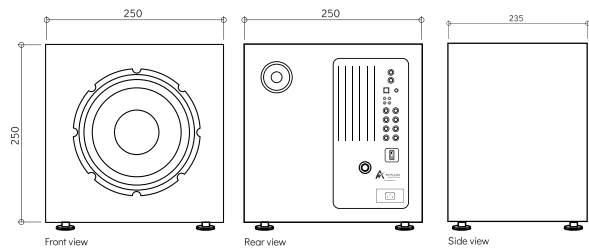


SUBWOOFER SERIES



- Type: Active Subwoofer
- Transducers: 10" Driver
- Frequency Response: 35 Hz- 120 kHz
- Max SPL: 115 dB
- Rated Power: 200W/400W
- Connectors: 2PIN Banana Plug (included)
- Coverage: Omni
- Nominal Impedance: 400W @8Ω

-
- Dimensions (W X H X D): 250 x 250 x 235 mm
 - Weight: 15.500 kg
 - Material: Fine Waterproof MDF
 - Colors: Black, White Custom RAL



SUBWOOFER SERIES



- Type: Active Subwoofer
- Transducers: 12" Driver
- Frequency Response: 30 Hz- 120 KHz
- Max SPL: 115 dB
- Rated Power: 200W/400W
- Connectors: 2PIN Banana Plug (included)
- Nominal Impedance: 400W @4Ω

-
- Dimensions (W X H X D): 285 x 320 x 360 mm
 - Weight: 26.100 kg
 - Material: Fine Waterproof MDF
 - Colors: Black, White Custom RAL

